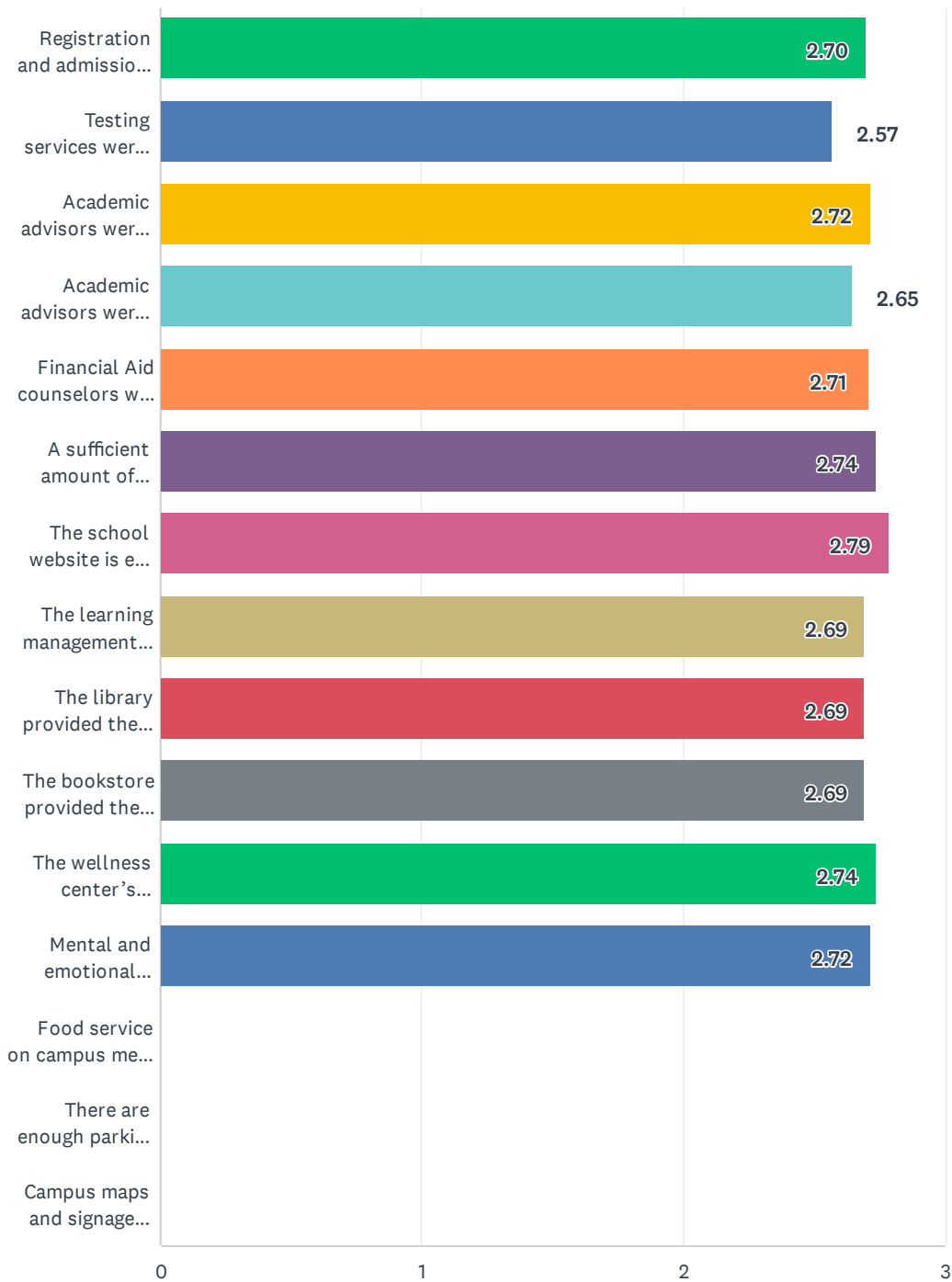


# Support Services

Answered: 1,117 Skipped: 34

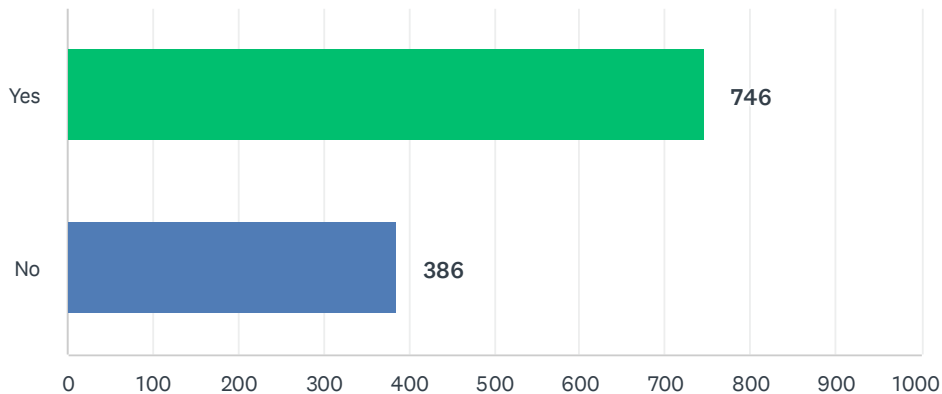


## Graduating Student Survey

	NEEDS IMPROVEMENT	FAIR	EXCELLENT	N/A: DID NOT USE	TOTAL	WEIGHTED AVERAGE
Registration and admission staff were knowledgeable and helpful.	4.21% 47	18.98% 212	67.86% 758	8.95% 100	1,117	2.70
Testing services were available when needed.	5.10% 57	20.41% 228	46.46% 519	28.02% 313	1,117	2.57
Academic advisors were knowledgeable and available in a reasonable amount of time.	1.25% 14	4.83% 54	19.96% 223	73.95% 826	1,117	2.72
Academic advisors were able to assist with questions on majors and related careers.	3.76% 42	20.23% 226	54.61% 610	21.40% 239	1,117	2.65
Financial Aid counselors were knowledgeable and helpful.	1.52% 17	20.59% 230	58.64% 655	19.25% 215	1,117	2.71
A sufficient amount of financial aid was available to me.	0.98% 11	9.58% 107	34.65% 387	54.79% 612	1,117	2.74
The school website is easy to navigate and provides information I need.	1.25% 14	9.40% 105	45.39% 507	43.96% 491	1,117	2.79
The learning management system (Canvas) is easy to use.	2.95% 33	17.64% 197	55.51% 620	23.90% 267	1,117	2.69
The library provided the resources, services, and hours of operation needed for support.	1.43% 16	8.68% 97	26.77% 299	63.12% 705	1,117	2.69
The bookstore provided the resources, services, and hours of operation needed for support.	1.16% 13	5.91% 66	19.79% 221	73.14% 817	1,117	2.69
The wellness center's equipment and hours of operation fit my needs.	1.07% 12	11.64% 130	40.11% 448	47.18% 527	1,117	2.74
Mental and emotional health services, including email tips, are accessible and helpful.	1.25% 14	6.18% 69	23.81% 266	68.76% 768	1,117	2.72
Food service on campus meets my needs.	0.00% 0	0.00% 0	0.00% 0	0.00% 0	0	0.00
There are enough parking spots at this institution.	0.00% 0	0.00% 0	0.00% 0	0.00% 0	0	0.00
Campus maps and signage make the campus easy to navigate.	0.00% 0	0.00% 0	0.00% 0	0.00% 0	0	0.00

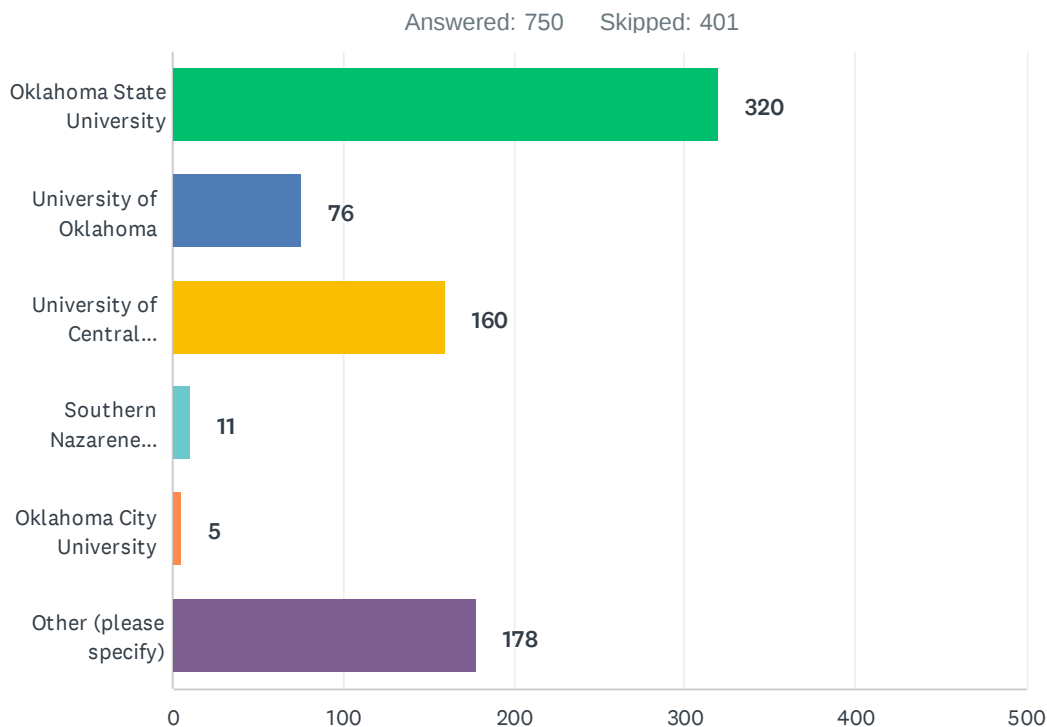
# Plan for further education toward a bachelor's or higher degree

Answered: 1,132 Skipped: 19



ANSWER CHOICES	RESPONSES	
Yes	66%	746
No	34%	386
TOTAL		1,132

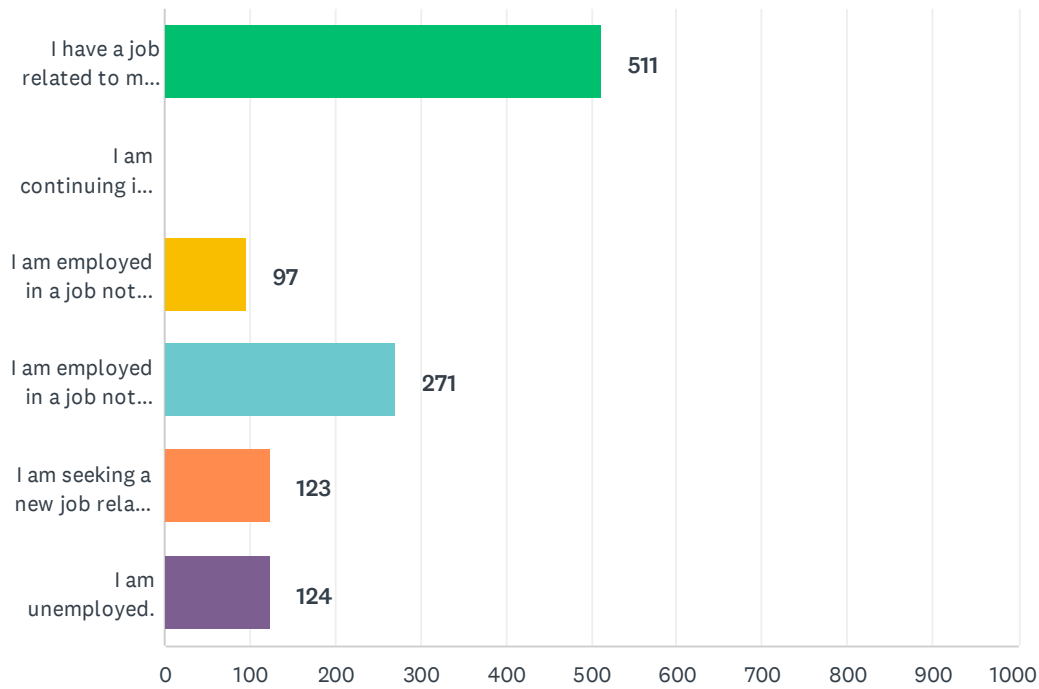
## If planning to continue education, what are the preferred choices for college/university?



ANSWER CHOICES	RESPONSES	
Oklahoma State University	43%	320
University of Oklahoma	10%	76
University of Central Oklahoma	21%	160
Southern Nazarene University	1%	11
Oklahoma City University	1%	5
Other (please specify)	24%	178
<b>TOTAL</b>		<b>750</b>

# Current employment

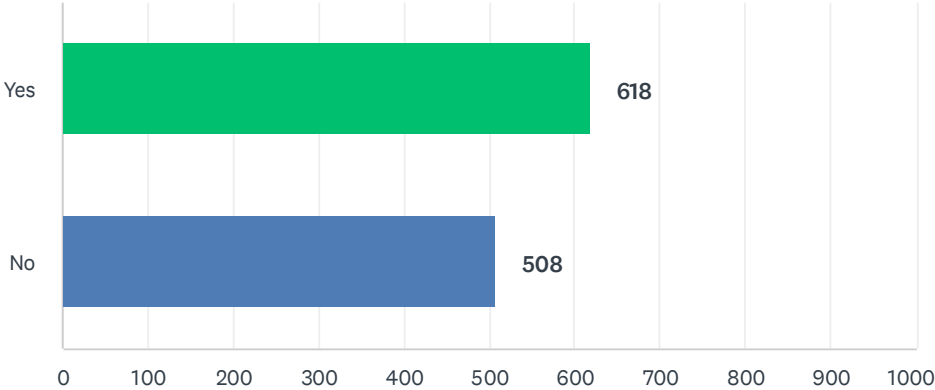
Answered: 1,126 Skipped: 25



ANSWER CHOICES	RESPONSES	
I have a job related to my degree.	45%	511
I am continuing in a job related to my degree.	0%	0
I am employed in a job not related to my degree and not planning to change.	9%	97
I am employed in a job not related to my degree, but I am seeking a new job related to my degree.	24%	271
I am seeking a new job related to my degree.	11%	123
I am unemployed.	11%	124
<b>TOTAL</b>		<b>1,126</b>

# Opportunities for career advancement after degree completion

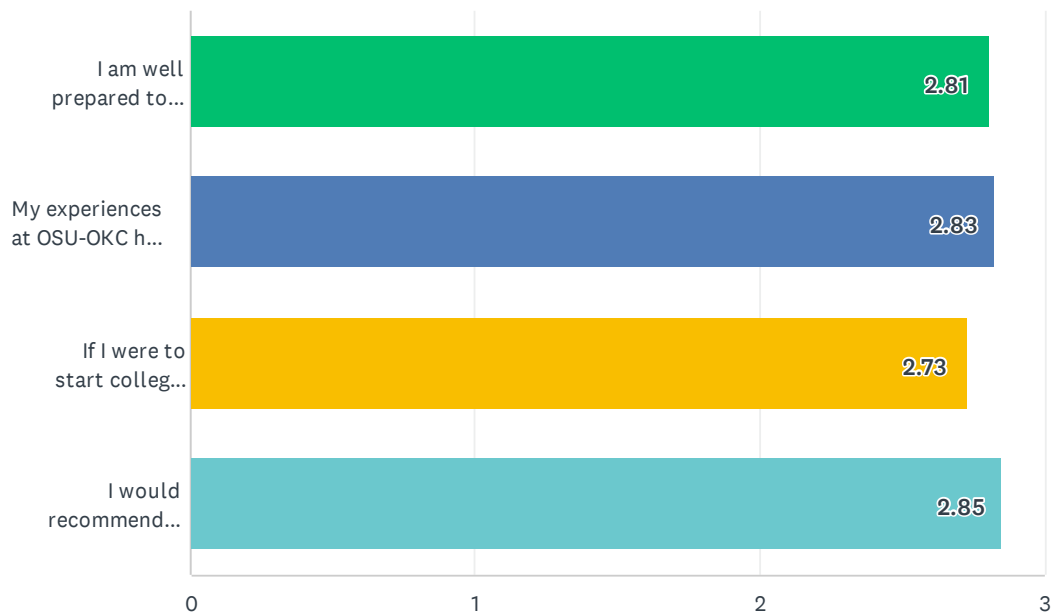
Answered: 1,126 Skipped: 25



ANSWER CHOICES	RESPONSES	
Yes	55%	618
No	45%	508
TOTAL		1,126

# Overall experiences at OSU-OKC

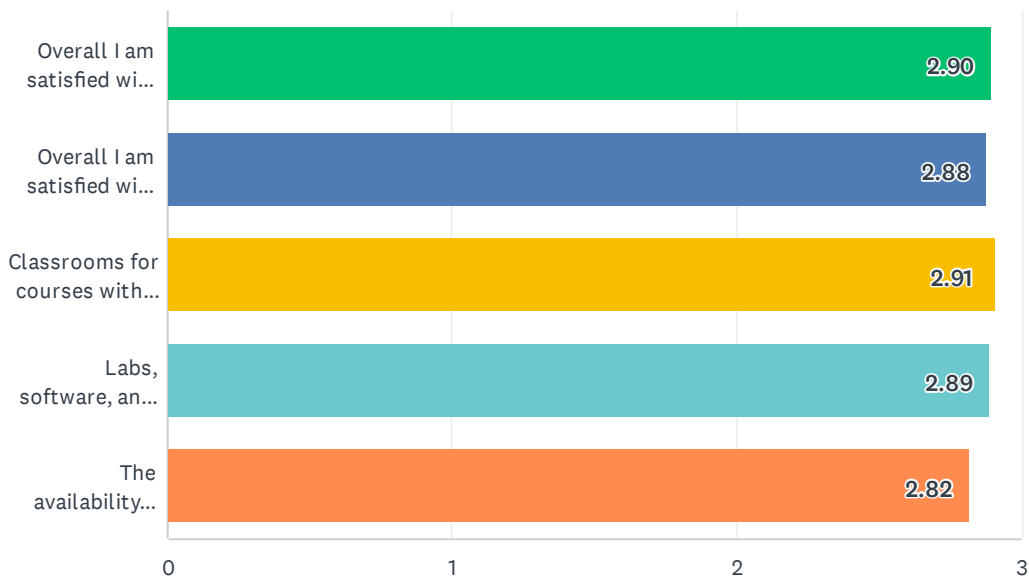
Answered: 1,102 Skipped: 49



	DISAGREE	NEUTRAL	AGREE	TOTAL	WEIGHTED AVERAGE
I am well prepared to undertake the plans I made for myself after graduating from college.	0.91% 10	17.42% 192	81.67% 900	1,102	2.81
My experiences at OSU-OKC have prepared me to accomplish my goals.	1.18% 13	15.06% 166	83.76% 923	1,102	2.83
If I were to start college again, I would enroll at OSU-OKC.	3.54% 39	19.96% 220	76.50% 843	1,102	2.73
I would recommend OSU-OKC to family and friends.	1.54% 17	11.62% 128	86.84% 957	1,102	2.85

# Experiences with courses in the degree program

Answered: 1,151 Skipped: 0

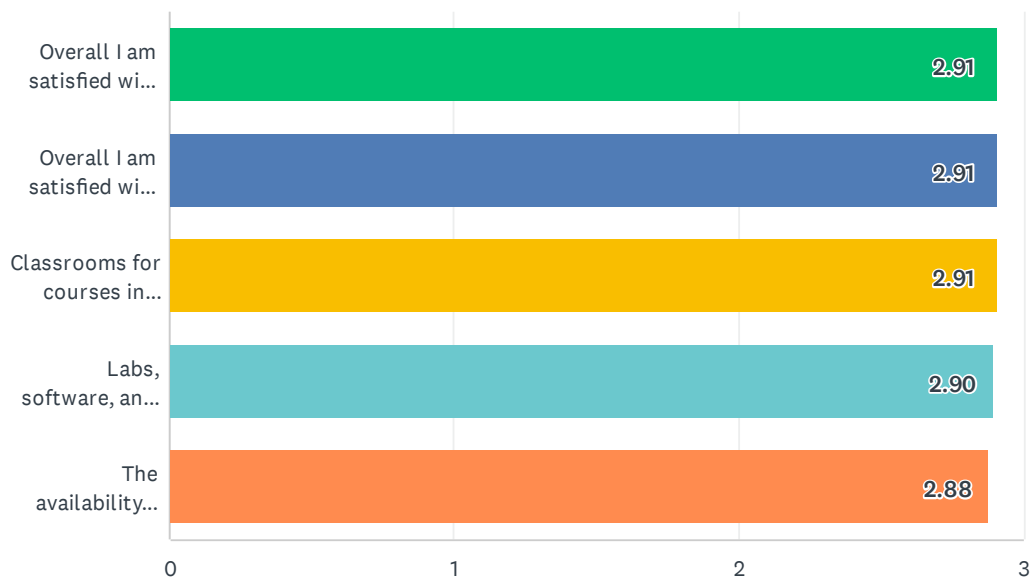


	DISAGREE	NEUTRAL	AGREE	N/A	TOTAL	WEIGHTED AVERAGE
Overall I am satisfied with course content and quality of instruction in courses within my degree program.	1.13% 13	7.30% 84	89.40% 1,029	2.17% 25	1,151	2.90
Overall I am satisfied with the testing and grading procedures in courses within my degree program.	1.39% 16	8.95% 103	87.58% 1,008	2.09% 24	1,151	2.88
Classrooms for courses within my degree program provide a comfortable environment that facilitates learning.	0.70% 8	6.95% 80	82.71% 952	9.64% 111	1,151	2.91
Labs, software, and other technology used in my major courses were up to date and appropriate for courses within my degree program.	1.22% 14	8.17% 94	85.49% 984	5.13% 59	1,151	2.89
The availability and quality of online courses in my degree program is equal to or better than traditional classroom courses.	2.95% 34	11.21% 129	82.71% 952	3.13% 36	1,151	2.82



## Experiences with courses in General Education (English, History, Political Science, Humanities, Science, etc.)

Answered: 1,132    Skipped: 19



	DISAGREE	NEUTRAL	AGREE	N/A	TOTAL	WEIGHTED AVERAGE
Overall I am satisfied with course content and quality of the general education courses required for my degree.	1.06% 12	6.10% 69	87.81% 994	5.04% 57	1,132	2.91
Overall I am satisfied with the testing and grading procedures of the general education courses required for my degree.	0.97% 11	6.98% 79	86.93% 984	5.12% 58	1,132	2.91
Classrooms for courses in general education courses provide a comfortable environment that facilitates learning.	0.35% 4	7.42% 84	81.01% 917	11.22% 127	1,132	2.91
Labs, software, and technology used in my non-major courses were up to date and appropriate for the course.	0.71% 8	7.42% 84	83.83% 949	8.04% 91	1,132	2.90
The availability and quality of online courses in general education is equal to or better than traditional classroom courses.	1.41% 16	8.48% 96	84.63% 958	5.48% 62	1,132	2.88